MALE END VIEW	FEMALE END VIEW	WIRING DIAGRAM	SPECIFICATIONS	
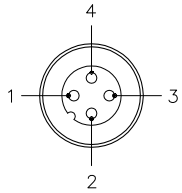	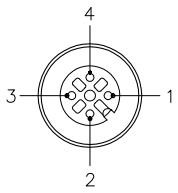	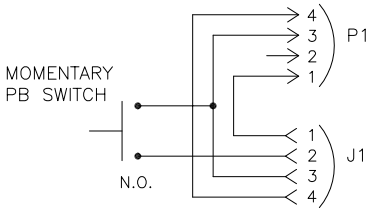	CONTACT CARRIER MATERIAL	NYLON OR TPU
			MOLDED HEAD MATERIAL/COLOR	TPU/YELLOW
			CONTACT MATERIAL/PLATING	BRASS/GOLD
			COUPLING NUT MATERIAL/PLATING	BRASS/NICKEL
			RATED CURRENT [A]	3.0 A
			RATED VOLTAGE [V]	125 V
			OUTER JACKET MATERIAL/COLOR	PVC/GRAY
			CONDUCTOR INSULATION MATERIAL	PVC
			NUMBER OF CONDUCTORS [AWG]	4x22 AWG
			TEMPERATURE RATING	−40°C to +105°C (−40°F to +221°F)
			PROTECTION CLASS	MEETS NEMA 1 AND IEC IP40

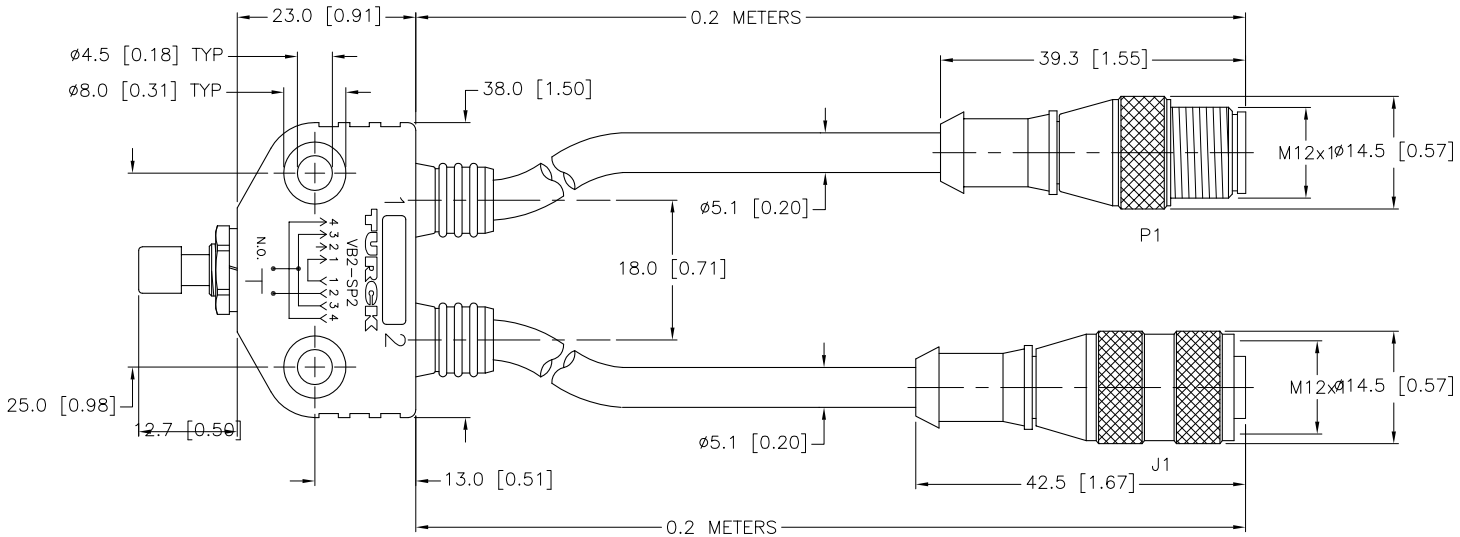

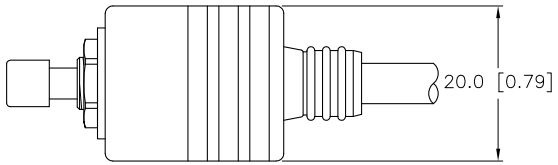

CABLE LENGTH	TOLERANCE
ALL LENGTHS	+ 4% (OR 50mm) OF LENGTH − 0% (OR 0mm) OF LENGTH WHICHEVER IS GREATER
STRIP LENGTH	**TOLERANCE**
0−7mm	±0.5mm
8−29mm	±1.0mm
30−49mm	±2.0mm
50−69mm	±3.0mm
70−100mm	±4.0mm
OVER 100mm	±5.0mm

SOURCE DRAWING - FOR REFERENCE ONLY

REV	DESCRIPTION	BY	DATE	ECO NO.
C	ADD LOCK WASHER	CK	05/25/11	35275

RELATED DOCUMENTS
1.
2.
3.
4.

3RD ANGLE PROJECTION

THIS DRAWING IS PROPERTY OF TURCK INC. USE OF THIS DOCUMENT WITHOUT WRITTEN PERMISSION IS PROHIBITED.

TURCK INC
High Technology Sensors and Automation Controls

3000 CAMPUS DRIVE
MINNEAPOLIS, MN 55441
1−800−544−7769
(763) 553−7300
(763) 553−0708 fax
turck.com

MATERIAL: SEE SPECIFICATIONS

FINISH: SEE SPECIFICATIONS

ALL DIMENSIONS DISPLAYED ON THIS DRAWING ARE FOR REFERENCE ONLY

CONTACT TURCK FOR MORE INFORMATION

DRFT: JBJ | DATE: 05/13/02

DSGN | SCALE: 1=1.0

UNIT OF MEASUREMENT
MILLIMETER [INCH]
DO NOT SCALE THIS DRAWING

DESCRIPTION: VB2−SP2

IDENTIFICATION NO.: U0886−29 | REV: C

FILE: U0886−29 | SHEET 1 OF 1